



# DIRECTIONS TO 9600 CONDOMINIUMS

9600 Atlantic Ave Margate NJ 08402  
(609)822-9600

## From Philadelphia



From the Walt Whitman or Ben Franklin Bridge, cross into New Jersey and continue on Route 42 South. Follow signs to merge onto Atlantic City Expressway.

-  Proceed on AC Expressway for approx 36 miles to the  Garden State Parkway, Exit 7S
- Proceed on the GSP Southbound for 1/2 mile to exit 36 (Margate / Northfield).
  - Take Tilton Road for 2.3 miles to the 5 point intersection.
  - Turn slight left on Mill Rd/Margate Causeway for 2.3 miles.
  - Pay toll at the Margate Bridge.
  - Take Jerome Ave for 1 mile, turn right onto Ventnor Avenue
  - Take Ventnor Ave for 1 mile, turn left onto Madison Avenue
  - Turn right onto Atlantic Ave, 9600 Condo's is on your left.
  - Turn left onto Monroe Ave to enter the garage if you have a security FOB.

9600 Condo's is on the Atlantic Ocean between Madison & Monroe Ave.

*(We are 4 blocks from Lucy the Elephant. Look for our brown awning and manicured gardens.)*

## From North Jersey/New York

Take the  New Jersey Turnpike southbound to Exit 11, the  Garden State Parkway. Take Garden State Parkway South, approx 90 miles, to Exit 36 (Margate/Northfield)

Continue with directions above marked with the AC Expressway logo 